



# Milton Court Access Guide

October 2017

# MILTON COURT


Milton Court,  
1 Milton Street,  
London,  
EC2Y 9BH

Milton Court is one of the Guildhall School of Music & Drama's two main buildings. It contains two theatres and a concert hall. All our venues have seating for wheelchair users and ambulant disabled people. One lift (157x144cm) runs between all levels, except Level -1, where the cloakroom is located. Please tell us your access requirements when you book, so we can recommend the most suitable seats for you. You can call us on 020 7628 2571 and ask for the duty manager.

Milton Court is open to the public one hour before any performance. Ticketing for all Guildhall events is booked through the Barbican Box Office. Book tickets online, by telephone on 020 7638 8891, SMS Textphone 07710 854 085 or email [tickets@barbican.org.uk](mailto:tickets@barbican.org.uk). Alternatively, write to Box Office, Barbican Centre, Silk Street, London, EC2Y 8DS. Visitors with access requirements are encouraged to join the Barbican Access Membership Scheme.

The main entrance to the building is on the corner of Silk Street and Milton Street and has two sets of automatic sliding glass doors which lead to the main foyer on the ground floor. In the foyer, the box office is on the left, and this is where touch tours meet, tickets are collected, and infrared headsets distributed (no deposit is required). Carry on past the box office and turn left after the staircase for the lift to all floors.

Maps of Levels -2, G, 1 and 2 are available on pages 10-13.



# GETTING HERE

## Car

For arrival by car, the most convenient set-down point is the main entrance on Milton Street, which is generally a quiet road. See car parking on page 9.

## Public Transport

There are no accessible tube stations nearby. Moorgate and Barbican stations are the closest stations and are served by the Circle, Hammersmith & City, Metropolitan and Northern lines.

Bus route 153 is wheelchair-accessible and runs from Liverpool Street station to Finsbury Park via Chiswell Street, 300 metres from Milton Court. Transport for London's enquiry line (020 7222 1234) can advise on accessible routes.

# THE THEATRE

The Milton Court Theatre is a 223-seat theatre set over three levels. Level access is in the stalls, on Level 1, and the wheelchair spaces are located here on either side of the auditorium. There are between two and eight steps for access to rows closer to the stage (rows A-H).

From Level 2, six steps lead down to the Circle. From the Circle, sixteen steps lead up to the Upper Circle.



For audio described performances, tickets will be booked in the front rows of the stalls.



Infra-red hearing loops and headsets are available from the Box Office.



Assistance dogs may be left with members of the stewarding staff during the performance, and brought to your seat at the end. In some cases, dogs may be

permitted to remain in the auditorium.

Level 1 map on page 12.



# STUDIO THEATRE

The Milton Court Studio Theatre is a space with flexible seating which varies from production to production. It is on Level -2, with level access to the front row of all seating banks. Steps lead up to all rows after row A. Wheelchair spaces are located at the front of a seating bank.



Infra-red hearing loops and headsets are available from the Box Office.



Assistance dogs may be left with members of the stewarding staff during the performance, and brought to your seat at the end. In some cases, dogs may be permitted to remain in the auditorium.

Level -2 map on page 10



# CONCERT HALL

The Milton Court Concert Hall is a 608-seat concert hall over two levels. Level access and designated wheelchair spaces are available on both levels. The Stalls are on Level 1, the Circle is on Level 2. The Stalls have a raked floor, with a ramp leading down to the rows closer to the stage.



Infra-red hearing loops and headsets are available from the Box Office.



Assistance dogs may be left with members of the stewarding staff during the performance, and brought to your seat at the end. In some cases, dogs may be permitted to remain in the auditorium.

Level 1 and 2 maps on pages 12 and 13



# FACILITIES



## Bars

There are bars in the foyer areas on Levels 2, 1 and -2. They open one hour before a performance and normally close after the interval.

Counter heights are approximately 110cm. The Level 1 and 2 bars have wheelchair access points 75cm high at the end of the counters.



## Accessible toilets

Accessible toilets are located on all floors except Level 3. Toilets are next to the lift.



## Cloakroom

A cloakroom is provided free of charge on Level -1. This is not accessible via the lift, so a steward will happily help you use the cloakroom if you require it.

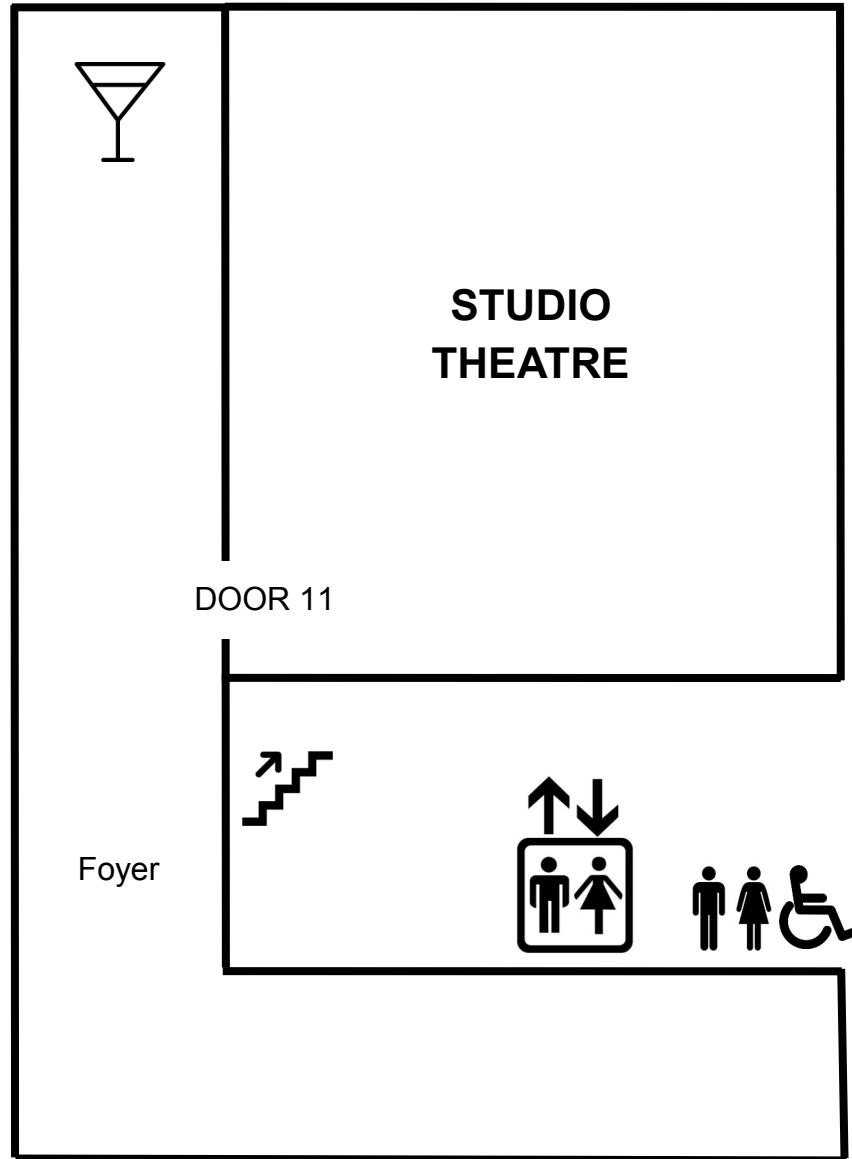
# CAR PARKING

There are a limited number of blue-badge parking bays available on Milton Street and on Silk Street between Milton Court and the Barbican Centre.

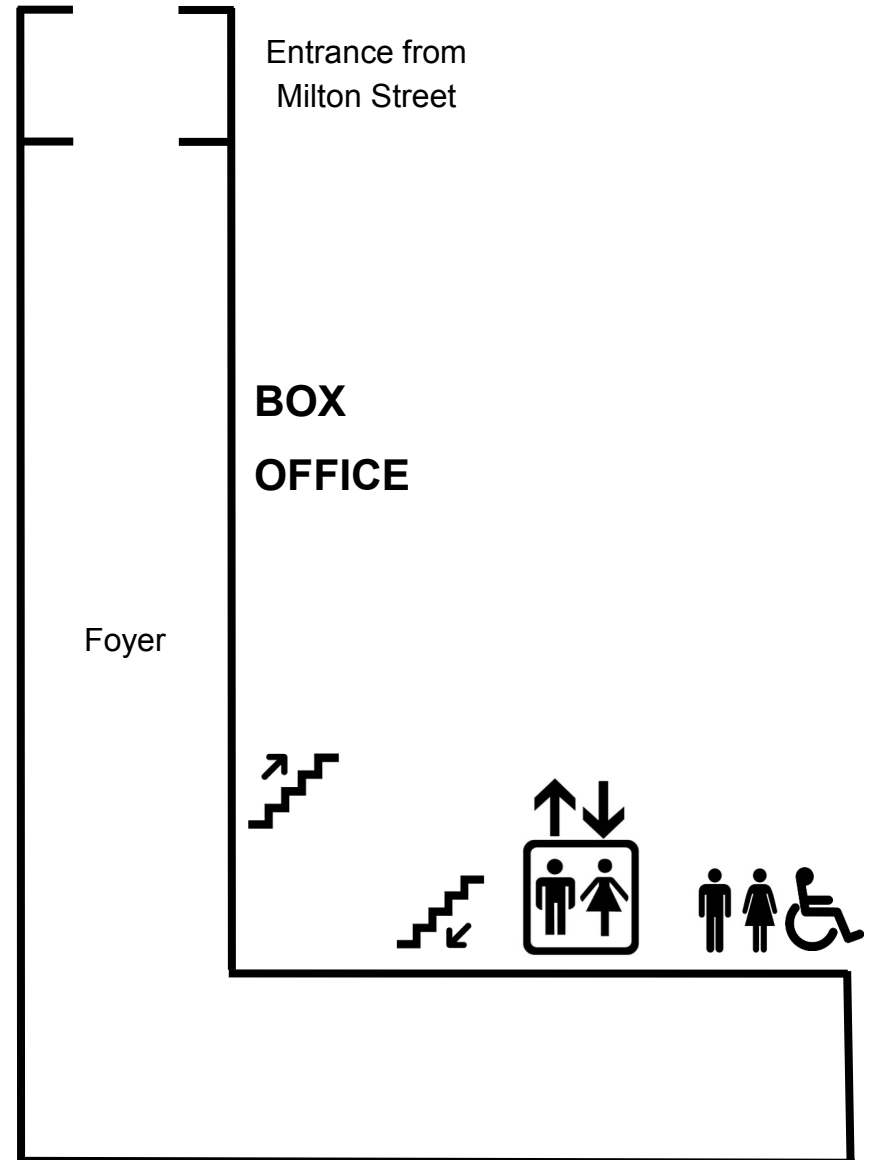


The nearest car parking facilities are the Barbican Centre car parks, located at the end of Silk Street, 150m from the Milton Court building. There is a headroom restriction of 1.85m. All car parks stay open until midnight. Car Parks 3 and 5 have blue-badge parking bays, which are available for use free of charge for members of the Barbican Access Membership scheme. To qualify for free parking please send a copy of your blue badge, details of the vehicles you regularly use and your Barbican Access Membership number to [access@barbican.org.uk](mailto:access@barbican.org.uk).

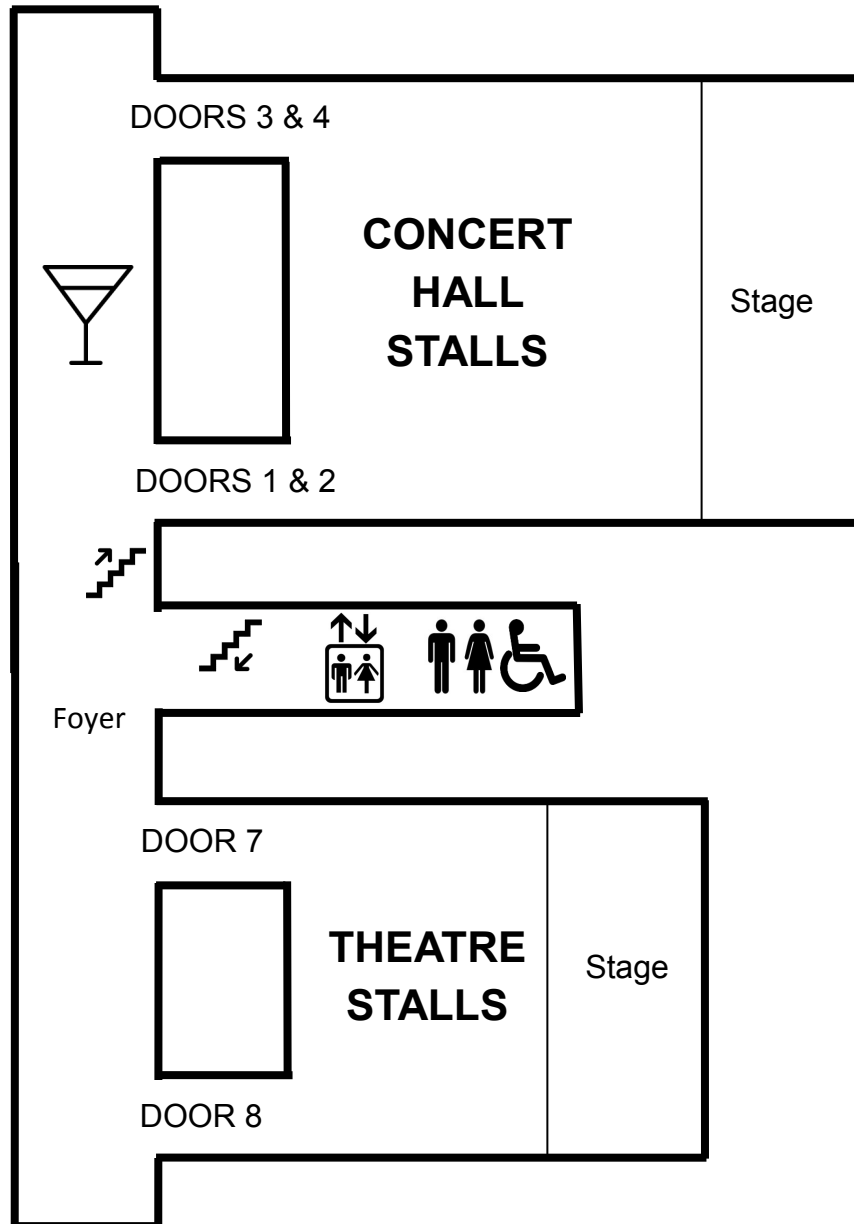
# LEVEL -2



# LEVEL G



# LEVEL 1



# LEVEL 2

